

# Application Activity and Remaining Capacity Report

## Massachusetts System of Assurance of Net Metering Eligibility

The data provided reflects the available and installed capacity under the Public and Private Caps as of July 17, 2013. Updated Cap information will be provided as it becomes available.

Date: July 17, 2013

Period Covered: January 24, 2013 - July 17, 2013

### Applications Received Through July 16<sup>th</sup>, 2013

|                                 | Number Received | Capacity Allocations Requested (kW-AC) | Capacity Against the Cap (kW) <sup>a</sup> |
|---------------------------------|-----------------|--|--|
| Transitional Cap Allocations    | 54              | 15,520                                 | 14,776                                     |
| Applications for Cap Allocation | 227             | 231,248                                | 217,961                                    |
| <b>Total</b>                    | <b>281</b>      | <b>246,768</b>                         | <b>232,737</b>                             |

<sup>a</sup> For solar, capacity against the cap is calculated as 80% of the DC-STC rating.

### Private Cap: Available, Interconnected, Transitional and Reserved Capacity (Values in kW)

| Company         | CAP            | Interconnected <sup>a</sup><br>July 1, 2013 | Reserved Cap Allocations <sup>b</sup><br>July 17, 2013 | Pending Cap Allocations <sup>c</sup><br>July 17, 2013 | Available Capacity<br>July 17, 2013 |
|-----------------|----------------|---|--|---|-------------------------------------|
| NGrid-MECo      | 153,930        | 76,498                                      | 21,971   | 902   | 54,560                              |
| NSTAR           | 149,340        | 47,972                                      | 5,766  | 161   | 95,441                              |
| WMECO           | 25,350         | 9,182                                       | 253  | 0   | 15,915                              |
| Unitil          | 3,060          | 1,550                                       | 672  | 0   | 838                                 |
| NGrid-Nantucket | 1,224          | 307   | 0  | 0   | 917                                 |
| <b>Total</b>    | <b>332,904</b> | <b>135,509</b>                              | <b>28,662</b>  | <b>1,062</b>  | <b>167,671</b>                      |

### Public Cap: Available, Interconnected, Transitional and Reserved Capacity (Values in kW)

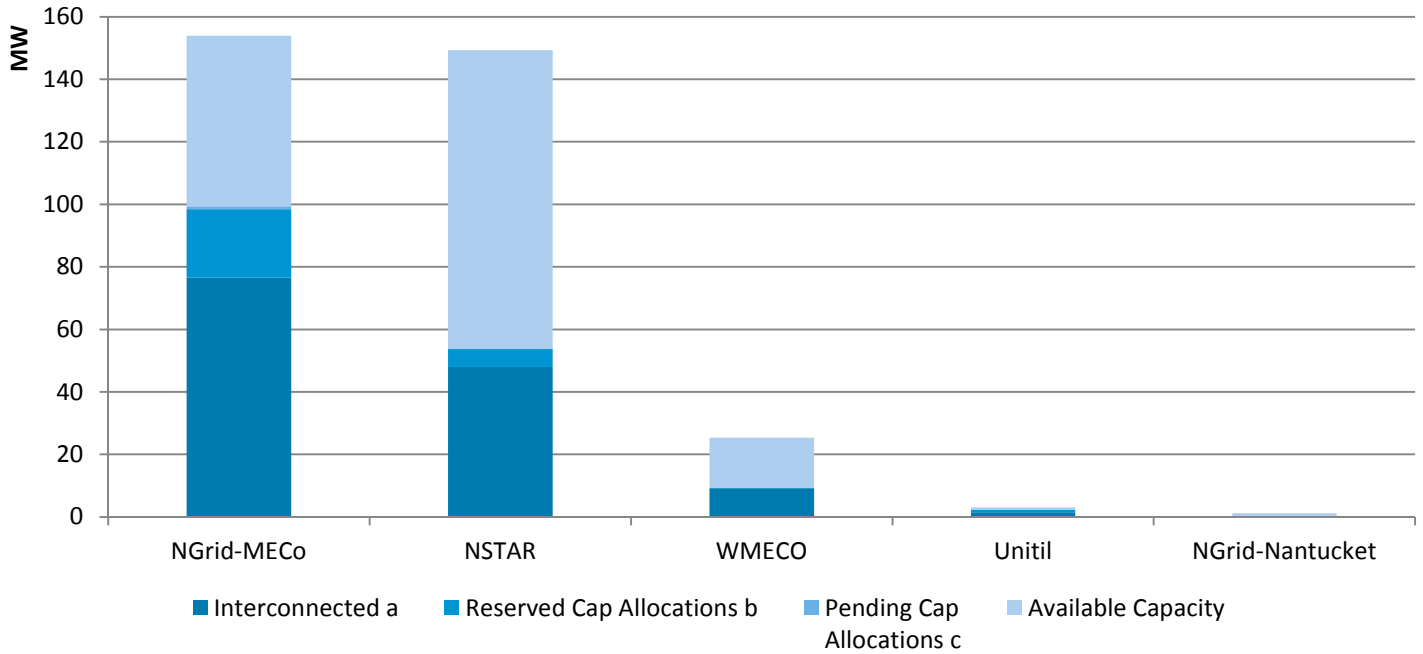
| Company         | CAP            | Interconnected <sup>a</sup><br>July 1, 2013 | Reserved Cap Allocations <sup>b</sup><br>July 17, 2013 | Pending Cap Allocations <sup>c</sup><br>July 17, 2013 | Available Capacity<br>July 17, 2013 |
|-----------------|----------------|---|--|---|-------------------------------------|
| NGrid-MECo      | 153,930        | 15,157                                      | 96,009   | 13,066  | 29,698                              |
| NSTAR           | 149,340        | 34,731                                      | 61,203   | 12,025  | 41,381                              |
| WMECO           | 25,350         | 10,850                                      | 4,007  | 2,608   | 7,884                               |
| Unitil          | 3,060          | 310   | 960  | 0   | 1,790                               |
| NGrid-Nantucket | 1,224          | 0   | 0  | 0   | 1,224                               |
| <b>Total</b>    | <b>332,904</b> | <b>61,048</b>                               | <b>162,180</b>   | <b>27,699</b>   | <b>81,977</b>                       |

<sup>a</sup> Includes facilities reported as interconnected as of 7/17/2013, including (1) grandfather facilities reported by the distribution companies as of 7/1/2013, (2) facilities qualified for Transitional Cap Allocations, and (3) facilities which received a Cap Allocation through the System of Assurance.

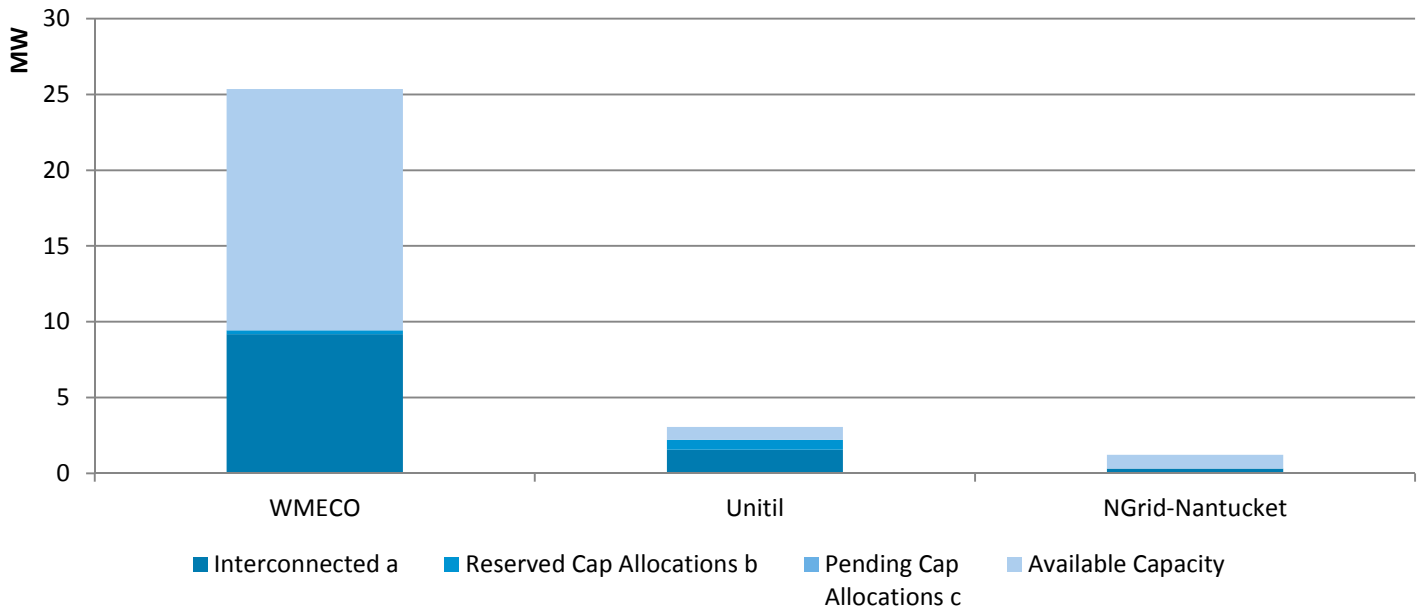
<sup>b</sup> Includes facilities with a cap allocation under a "Reserved" or "Complete" status. Allocations may be revoked or withdrawn.

<sup>c</sup> Includes (1) "Submitted" Applications for Cap Allocation (ACA) under review by the Administrator and (2) "Disputed" Cap Allocations or applications under dispute per Section 10, D.P.U. 11-11-A, Appendix A (10/25/13).

**Table 1: Capacity under the Private Cap (Values in MW)**

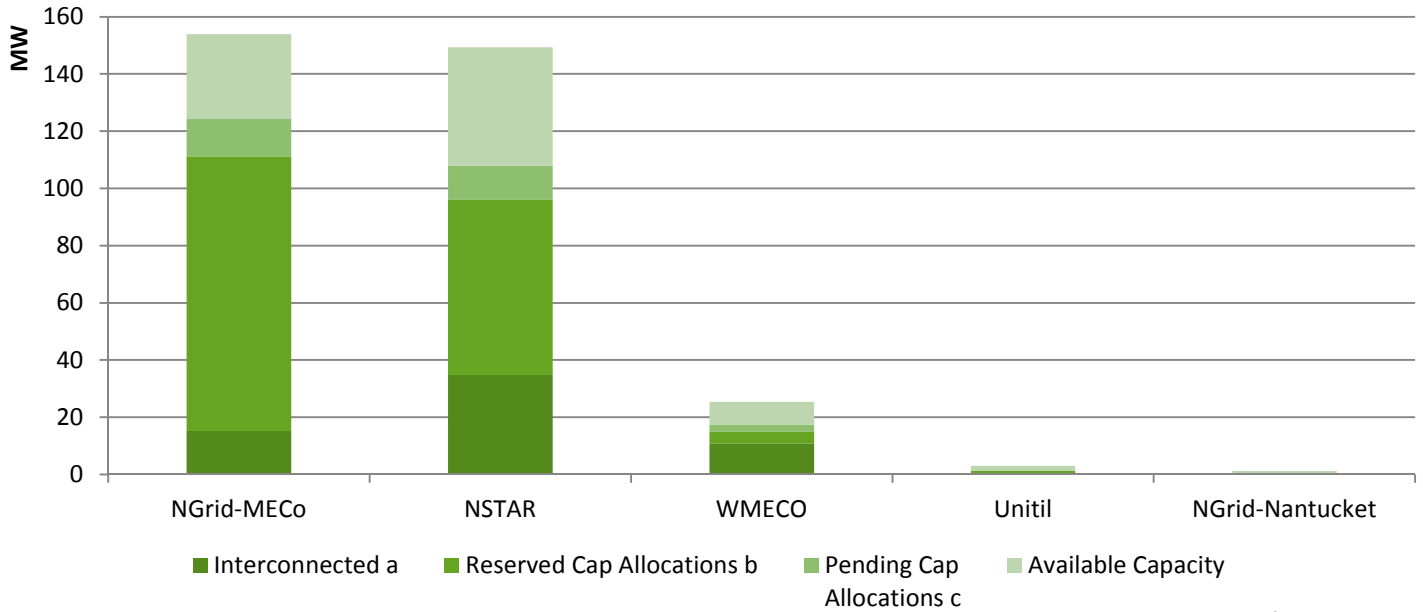


**Table 1a: Capacity under the Private Cap (Values in MW)  
WMECO, Unitil, and National Grid Nantucket**



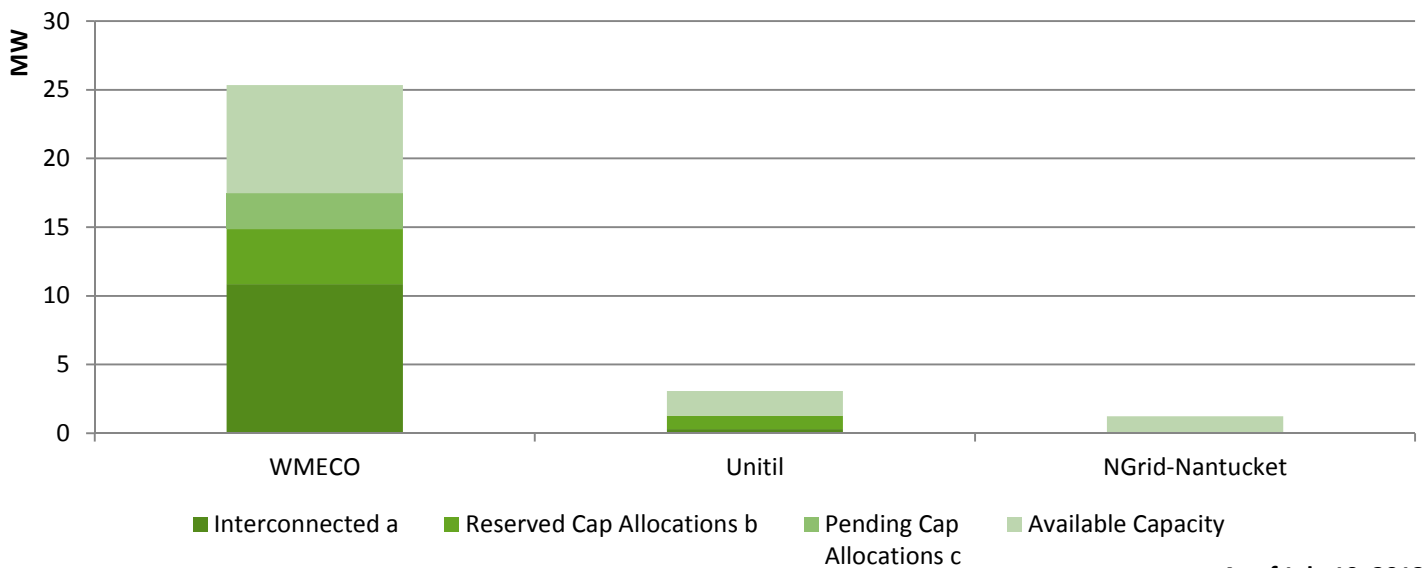
As of July 10, 2013

**Table 2: Capacity under the Public Cap (Values in MW)**



As of July 10, 2013

**Table 2a: Capacity under the Public Cap (Values in MW)  
WMECO, Unitil, and National Grid Nantucket**



As of July 10, 2013