

Application Activity and Remaining Capacity Report

Massachusetts System of Assurance of Net Metering Eligibility

The data provided reflects the available and installed capacity under the Public and Private Caps as of May 17, 2013. Updated Cap information will be provided as it becomes available.

Date: May 17, 2013

Period Covered: January 24, 2013 - May 17, 2013

Applications Received Through May 17th, 2013 12:00 PM (Noon)

	Number Received	Capacity Allocations Requested (kW-AC)	Capacity Against the Cap (kW) ^a
Transitional Cap Allocations	54	15,520	14,776
Applications for Cap Allocation	141	125,649	120,243
Total	195	141,169	135,019

^a For solar, capacity against the cap is calculated as 80% of the DC-STC rating.

Private Cap: Available, Interconnected, Transitional and Reserved Capacity (Values in kW)

Company	CAP	Interconnected ^a May 1, 2013	Reserved Cap Allocations ^b May 17, 2013	Pending Cap Allocations ^c May 17, 2013	Available Capacity May 17, 2013
NGrid-MECo	153,930	71,100	21,041	220	61,570
NSTAR	149,340	40,477	5,325	689	102,849
WMECO	25,350	7,433	877	242	16,798
Unitil	3,060	870	0	0	2,190
NGrid-Nantucket	1,224	307	0	0	917
Total	332,904	120,187	27,243	1,151	184,323

Public Cap: Available, Interconnected, Transitional and Reserved Capacity (Values in kW)

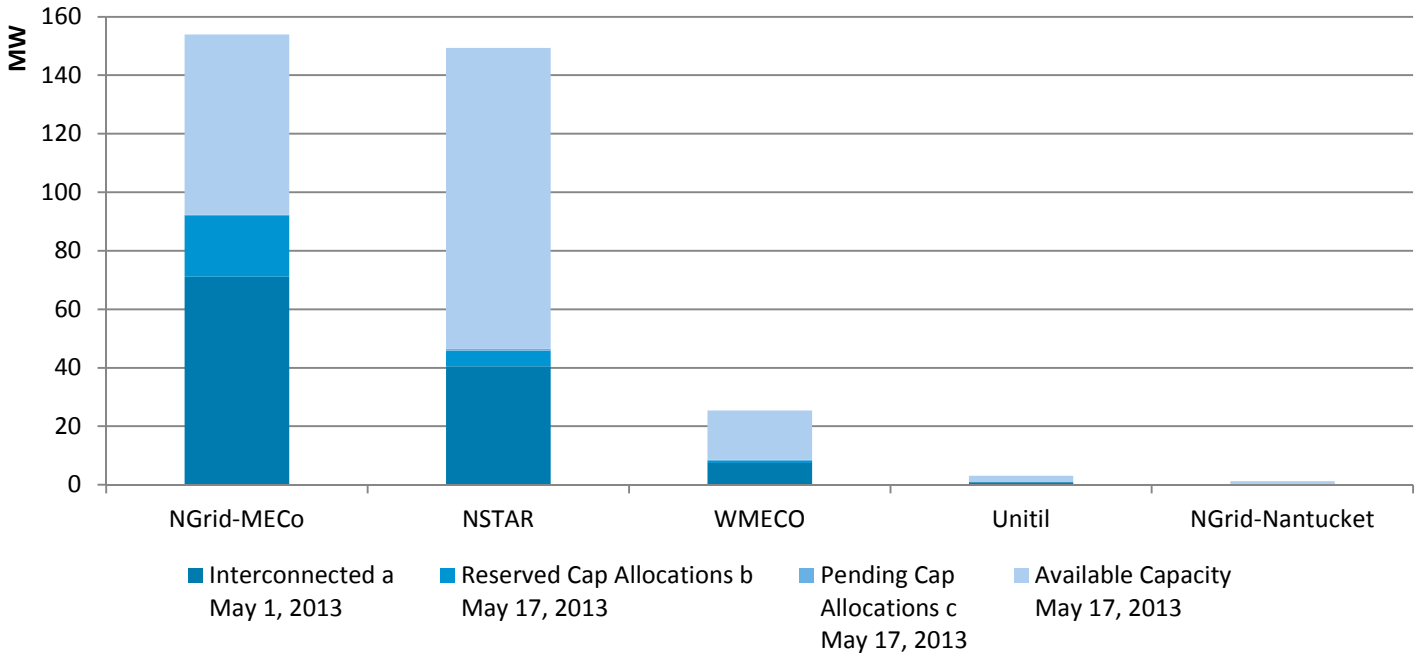
Company	CAP	Interconnected ^a May 1, 2013	Reserved Cap Allocations ^b May 17, 2013	Pending Cap Allocations ^c May 17, 2013	Available Capacity May 17, 2013
NGrid-MECo	153,930	12,338	49,995	7,364	84,233
NSTAR	149,340	34,161	31,304	130	83,745
WMECO	25,350	10,850	2,097	0	12,403
Unitil	3,060	310	960	0	1,790
NGrid-Nantucket	1,224	0	0	0	1,224
Total	332,904	57,660	84,355	7,494	183,395

^a Includes (1) facilities reported by the distribution companies as interconnected as of 4/24/2012, including grandfather facilities, (2) facilities with Transitional Cap Allocations, and (3) facilities which received a Cap Allocation through the System of Assurance.

^b Includes facilities with a cap allocation under a "Reserved" or "Complete" status. Allocations may be revoked or withdrawn.

^c Includes Applications for Cap Allocation (ACA) "Submitted" under review by the Administrator and "Disputed", and cap allocations or applications under dispute per Section 10, D.P.U. 11-11-A, Appendix A (10/25/13).

Table 1: Capacity under the Private Cap (Values in MW)



**Table 1a: Capacity under the Private Cap (Values in MW)
WMECO, Unitil, and National Grid Nantucket**

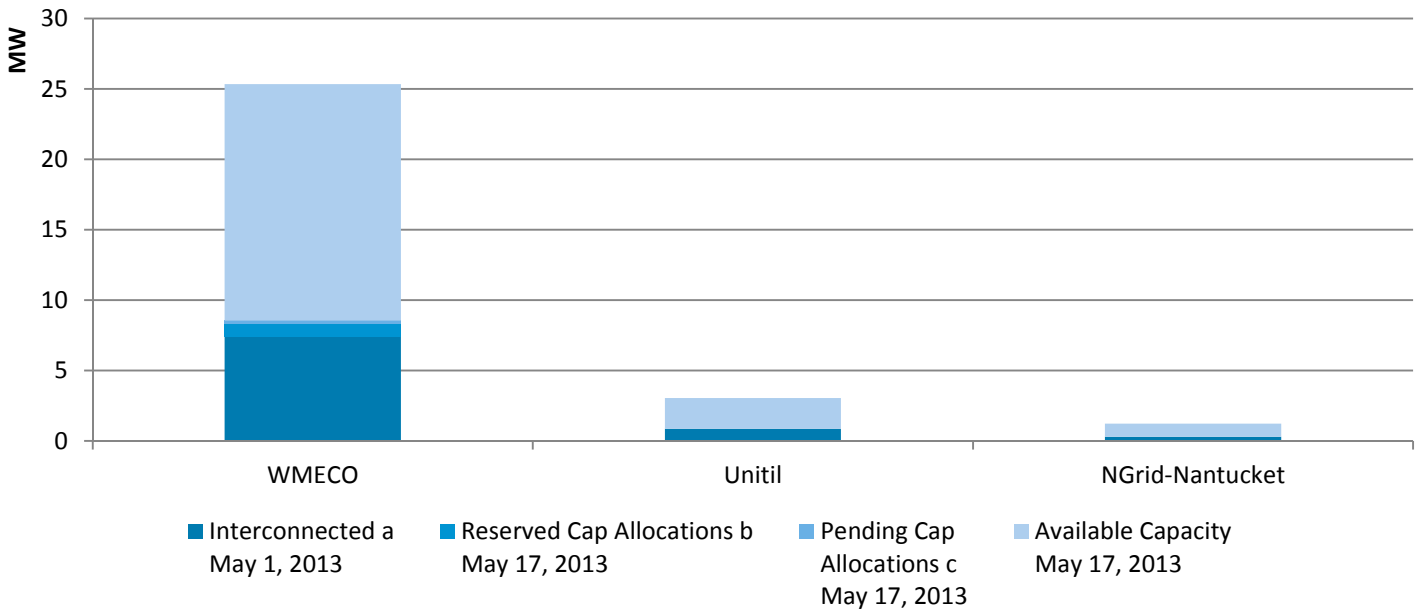
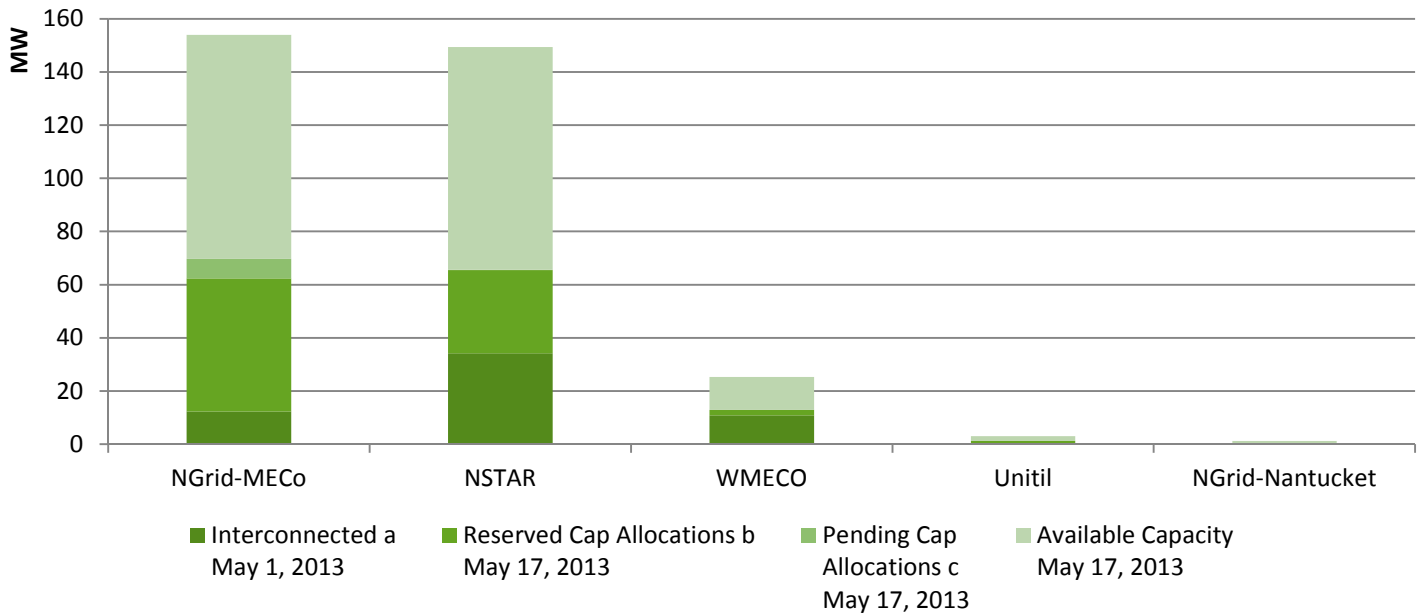


Table 2: Capacity under the Public Cap (Values in MW)



**Table 2a: Capacity under the Public Cap (Values in MW)
WMECO, Unitil, and National Grid Nantucket**

