

# Application Activity and Remaining Capacity Report

## Massachusetts System of Assurance of Net Metering Eligibility

The data provided reflects the available and installed capacity under the Public and Private Caps as of July 31, 2013. Updated Cap information will be provided as it becomes available.

Date: July 31, 2013

Period Covered: January 24, 2013 - July 31, 2013

### Applications Received Through January 24, 2013 - July 31, 2013

	Number Received	Capacity Allocations Requested (kW-AC)	Capacity Against the Cap (kW) <sup>a</sup>
Transitional Cap Allocations	54	15,520	14,776
Applications for Cap Allocation	241	234,012	228,935
<b>Total</b>	<b>295</b>	<b>249,532</b>	<b>243,711</b>

<sup>a</sup> For solar, capacity against the cap is calculated as 80% of the DC-STC rating.

### Private Cap: Available, Interconnected, Transitional and Reserved Capacity (Values in kW)

Company	CAP	Interconnected <sup>a</sup> July 22, 2013	Reserved Cap Allocations <sup>b</sup> July 31, 2013	Pending Cap Allocations <sup>c</sup> July 31, 2013	Available Capacity July 31, 2013
NGrid-MECo	153,930	76,573	21,929	1,629	53,799
NSTAR	149,340	53,556	5,170	270	90,344
WMECO	25,350	9,182	253	10	15,906
Unitil	3,060	1,550	672	0	838
NGrid-Nantucket	1,224	307	0	0	917
<b>Total</b>	<b>332,904</b>	<b>141,168</b>	<b>28,024</b>	<b>1,909</b>	<b>161,804</b>

### Public Cap: Available, Interconnected, Transitional and Reserved Capacity (Values in kW)

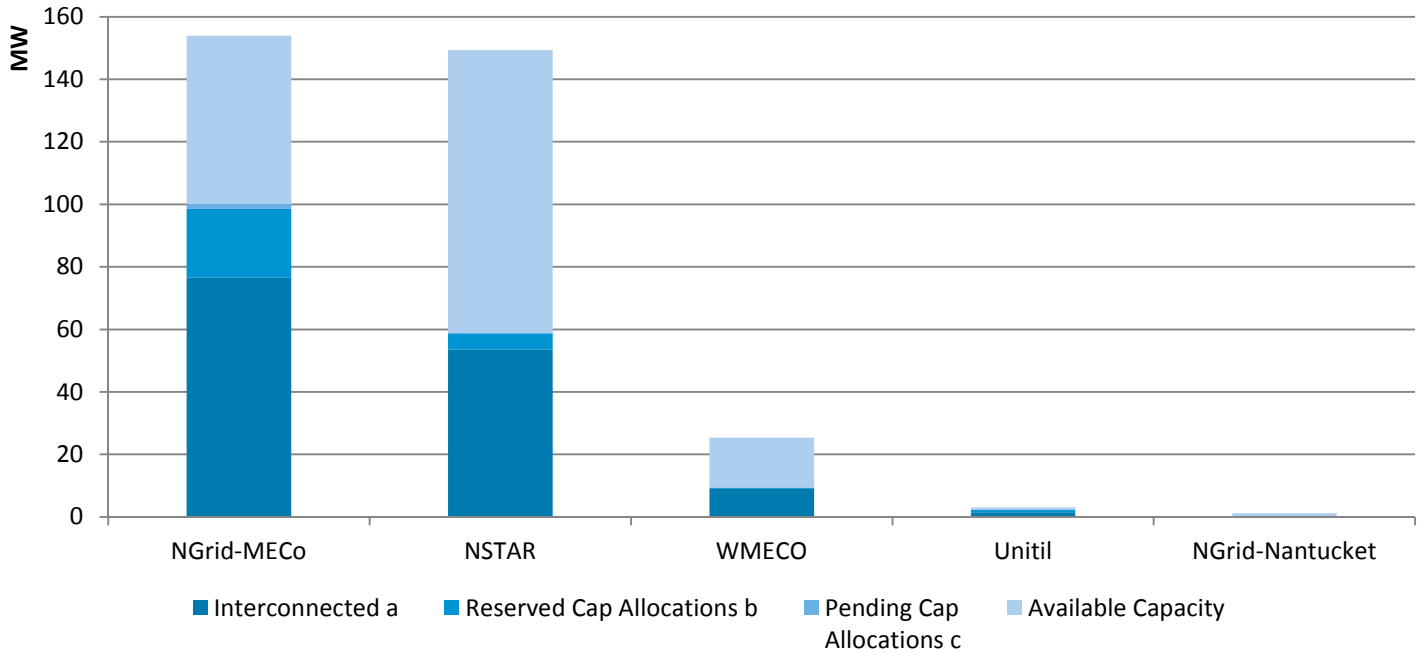
Company	CAP	Interconnected <sup>a</sup> July 22, 2013	Reserved Cap Allocations <sup>b</sup> July 31, 2013	Pending Cap Allocations <sup>c</sup> July 31, 2013	Available Capacity July 31, 2013
NGrid-MECo	153,930	15,157	109,568	1,782	27,424
NSTAR	149,340	36,531	63,670	9,074	40,064
WMECO	25,350	10,850	5,191	1,424	7,884
Unitil	3,060	310	960	0	1,790
NGrid-Nantucket	1,224	0	0	0	1,224
<b>Total</b>	<b>332,904</b>	<b>62,848</b>	<b>179,389</b>	<b>12,280</b>	<b>78,386</b>

<sup>a</sup> Includes facilities reported as interconnected as of 7/22/2013, including (1) grandfather facilities reported by the distribution companies as of 7/24/2013, (2) facilities qualified for Transitional Cap Allocations, and (3) facilities which received a Cap Allocation through the System of Assurance.

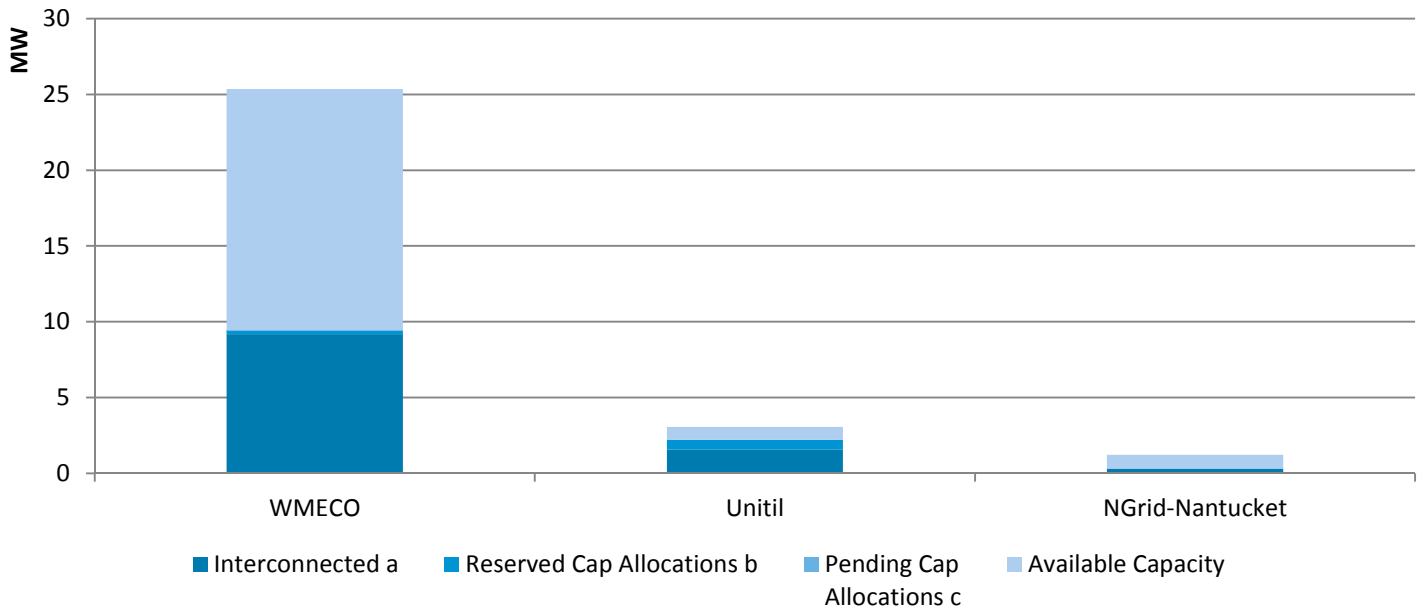
<sup>b</sup> Includes facilities with a cap allocation under a "Reserved" or "Complete" status. Allocations may be revoked or withdrawn.

<sup>c</sup> Includes (1) "Submitted" Applications for Cap Allocation (ACA) under review by the Administrator and (2) "Disputed" Cap Allocations or applications under dispute per Section 10, D.P.U. 11-11-A, Appendix A (10/25/13).

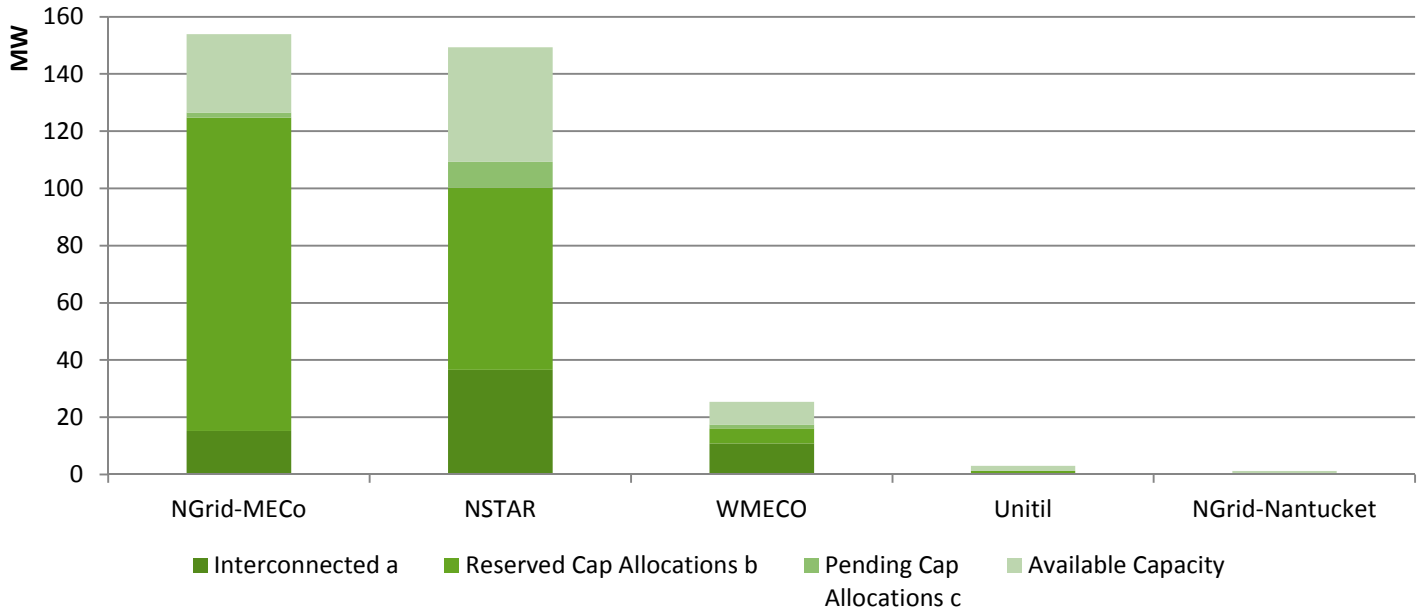
**Table 1: Capacity under the Private Cap (Values in MW)**



**Table 1a: Capacity under the Private Cap (Values in MW)  
WMECO, Unitil, and National Grid Nantucket**



**Table 2: Capacity under the Public Cap (Values in MW)**



**Table 2a: Capacity under the Public Cap (Values in MW)  
WMECO, Unitil, and National Grid Nantucket**

