

Application Activity and Remaining Capacity Report

Massachusetts System of Assurance of Net Metering Eligibility

The data provided reflects the available and installed capacity under the Public and Private Caps as of October 31, 2013. Updated Cap information is provided on a weekly basis each Wednesday.

Date: October 31, 2013

Period Covered: January 24, 2013 - October 31, 2013

Applications Received Through January 24, 2013 - October 31, 2013

	Number Received	Capacity Allocations Requested (kW-AC)	Capacity Against the Cap (kW)
Transitional Cap Allocations	42	15,520	14,776
Applications for Cap Allocation	442	363,783	289,856
Total	484	379,303	304,632

^a For solar, capacity against the cap is calculated as 80% of the DC-STC rating.

Private Cap: Available, Interconnected, Transitional and Reserved Capacity (Values in kW)

Company	Net Metering Cap	Interconnected ^a July 31, 2013	Reserved ^b October 31, 2013	Pending ^c October 31, 2013	Capacity Available ^e October 31, 2013	Waiting List ^d October 31, 2013
NGrid-MECo	153,930	77,054	28,914	5,863	42,098	
NSTAR	149,340	48,787	13,952	8,612	77,989	
WMECO	25,350	8,220	1,379	36	15,715	
Unitil	3,060	829	1,704	0	527	
NGrid-Nantucket	1,224	307	0	0	917	
Total	332,904	135,198	45,949	14,511	137,246	-

Public Cap: Available, Interconnected, Transitional and Reserved Capacity (Values in kW)

Company	Net Metering Cap	Interconnected ^a July 31, 2013	Reserved ^b October 31, 2013	Pending ^c October 31, 2013	Capacity Available ^e October 31, 2013	Waiting List ^d October 31, 2013
NGrid-MECo	153,930	13,764	137,929	0	2,237*	13,860
NSTAR	149,340	36,531	74,664	13,080	25,065	
WMECO	25,350	10,850	14,323	0	177	
Unitil	3,060	292	2,768	0	0*	112
NGrid-Nantucket	1,224	0	0	0	1,224	
Total	332,904	61,438	229,684	13,080	28,703	13,971

^a Includes (1) facilities reported by the distribution companies as interconnected as of 1/24/2013 including grandfathered facilities, (2) facilities with Transitional Cap Allocations, and (3) facilities which received a Cap Allocation through the System of Assurance.

^b Includes facilities with a cap allocation under a "Reserved" or "Complete" status. Allocations may be revoked or withdrawn.

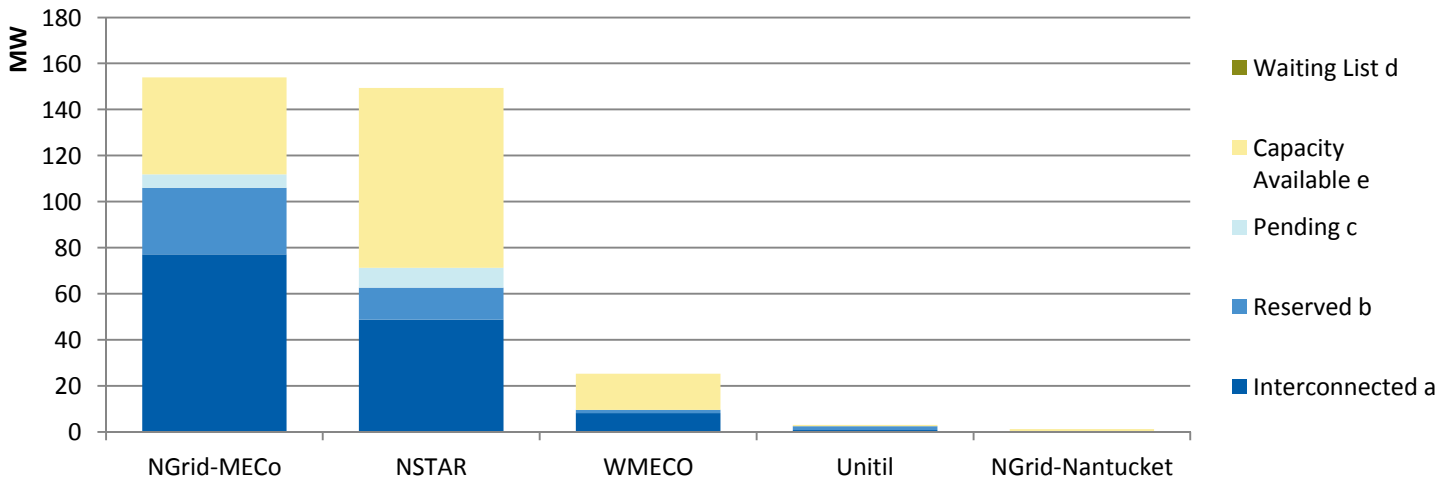
^c Includes Applications for Cap Allocation (ACA) "Submitted" for review to the Administrator and "Disputed" cap allocations or applications per Section 10, D.P.U. 11-11-A, Appendix A (10/25/13).

^d Includes ACAs on the "Waiting List" pending additional Cap space.

^e Capacity available under the Caps less Reserved and Pending Allocations.

*Capacity Available for partial allocations to Facilities with a complete Application and position on the Waiting List.

Table 1: Capacity under the Private Cap (Values in MW)



**Table 1a: Capacity under the Private Cap (Values in MW)
WMECO, Unitil and National Grid Nantucket Detail**

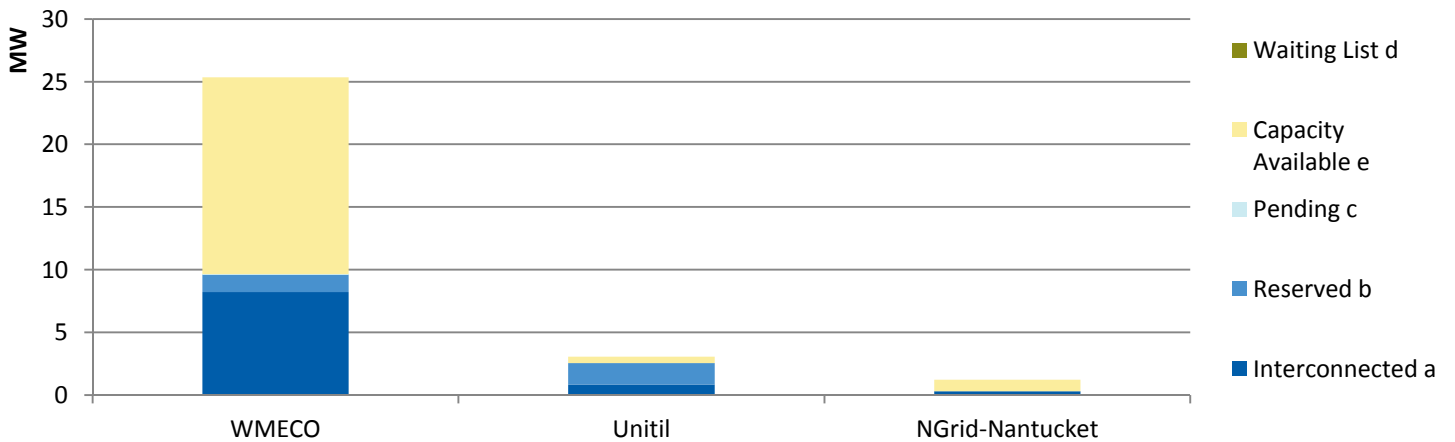
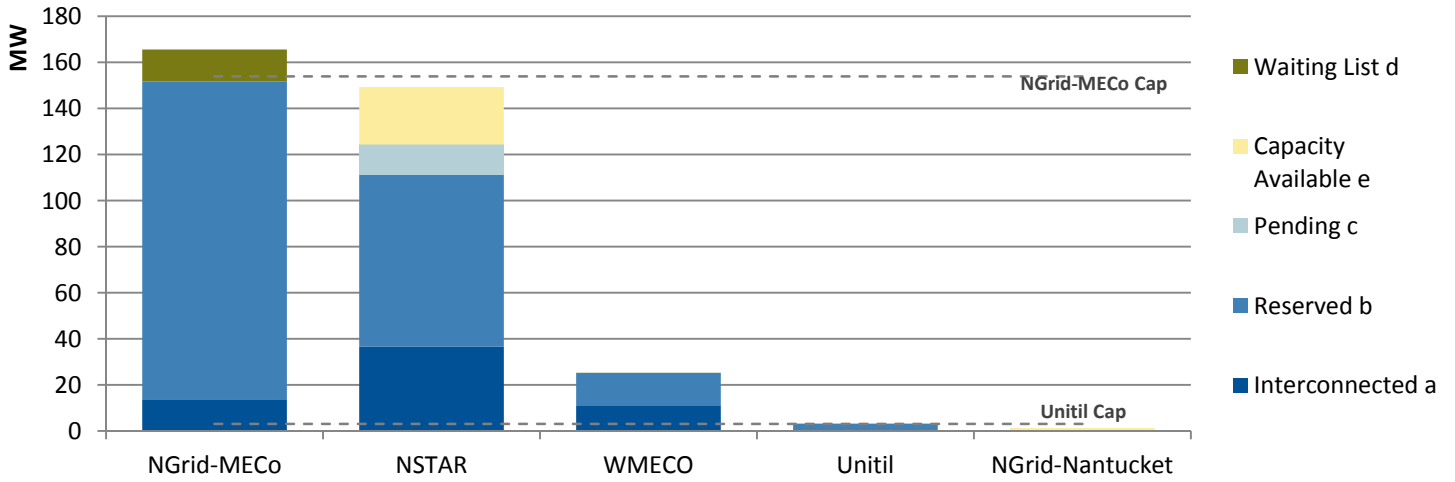


Table 2: Capacity under the Public Cap (Values in MW)



**Table 2a: Capacity under the Public Cap (Values in MW)
WMECO, Unitil and National Grid Nantucket Detail**

