

Application Activity and Remaining Capacity Report

Massachusetts System of Assurance of Net Metering Eligibility

The data provided reflects the available and installed capacity under the Public and Private Caps as of December 4, 2013. Updated Cap information is provided on a weekly basis each Wednesday.

Date: December 4, 2013

Period Covered: January 24, 2013 - December 4, 2013

Applications Received Through January 24, 2013 - December 4, 2013

	Number Received	Capacity Allocations Requested (kW-AC)	Capacity Against the Cap (kW)
Transitional Cap Allocations	42	15,520	14,776
Applications for Cap Allocation	416	402,232	313,081
Total	458	417,752	327,857

^a For solar, capacity against the cap is calculated as 80% of the DC-STC rating.

Private Cap: Available, Interconnected, Transitional and Reserved Capacity (Values in kW)

Company	Net Metering Cap	Interconnected ^a July 31, 2013	Reserved ^b December 4, 2013	Pending ^c December 4, 2013	Capacity Available ^e December 4, 2013	Waiting List ^d December 4, 2013
NGrid-MECo	153,930	82,856	27,183	4,290	39,600	
NSTAR	149,340	54,623	12,690	2,266	79,761	
WMECO	25,350	9,274	371	87	15,618	
Unitil	3,060	829	1,704	12	515	
NGrid-Nantucket	1,224	307	0	0	917	
Total	332,904	147,889	41,948	6,655	136,412	-

Public Cap: Available, Interconnected, Transitional and Reserved Capacity (Values in kW)

Company	Net Metering Cap	Interconnected ^a July 31, 2013	Reserved ^b December 4, 2013	Pending ^c December 4, 2013	Capacity Available ^e December 4, 2013	Waiting List ^d December 4, 2013
NGrid-MECo	153,930	27,357	123,345	1,376	1,852*	11,093
NSTAR	149,340	36,531	80,754	15,654	16,401	
WMECO	25,350	12,947	12,227	0	177	
Unitil	3,060	292	2,768	0	0*	
NGrid-Nantucket	1,224	0	0	0	1,224	
Total	332,904	77,127	219,094	17,029	19,654	11,093

^a Includes (1) facilities reported by the distribution companies as interconnected as of 1/24/2013 including grandfathered facilities, (2) facilities with Transitional Cap Allocations, and (3) facilities which received a Cap Allocation through the System of Assurance.

^b Includes facilities with a cap allocation under a "Reserved" or "Complete" status. Allocations may be revoked or withdrawn.

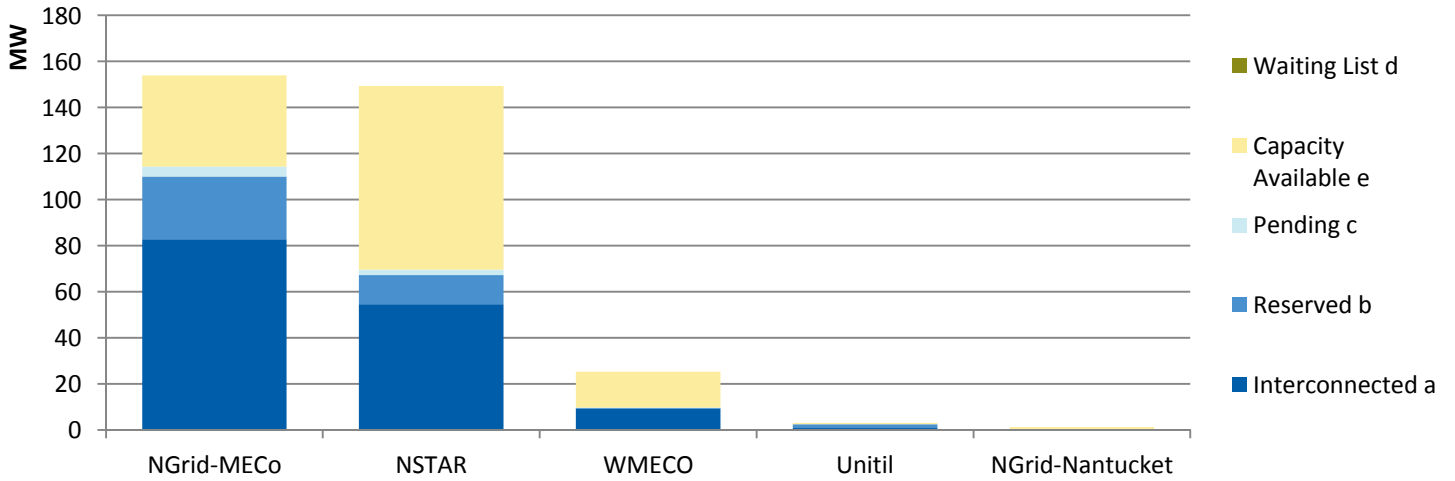
^c Includes Applications for Cap Allocation (ACA) "Submitted" for review to the Administrator and "Disputed" cap allocations or applications per Section 10, D.P.U. 11-11-A, Appendix A (10/25/13).

^d Includes ACAs on the "Waiting List" pending additional Cap space.

^e Capacity available under the Caps less Reserved and Pending Allocations.

*Capacity Available for partial allocations to Facilities with a complete Application and position on the Waiting List.

Table 1: Capacity under the Private Cap (Values in MW)



**Table 1a: Capacity under the Private Cap (Values in MW)
WMECO, Unitil and National Grid Nantucket Detail**

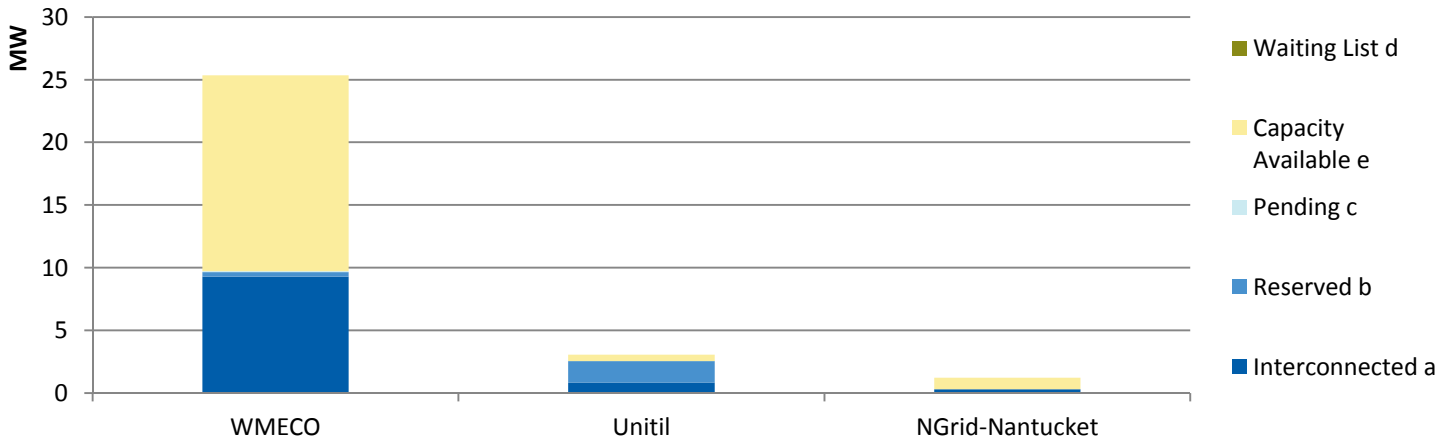
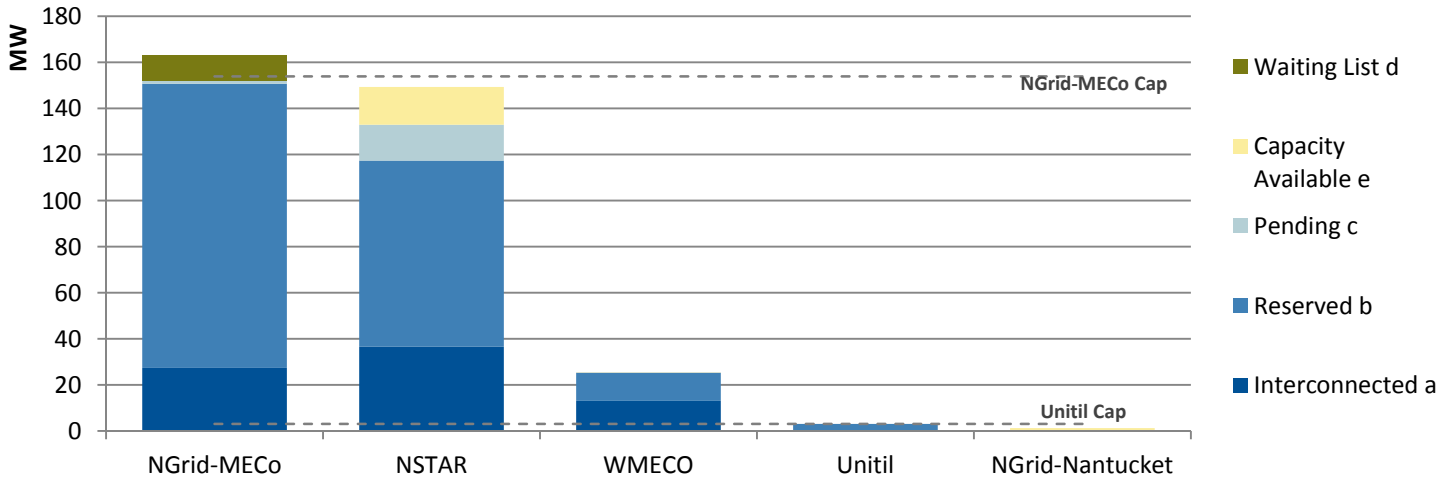


Table 2: Capacity under the Public Cap (Values in MW)



**Table 2a: Capacity under the Public Cap (Values in MW)
WMECO, Unitil and National Grid Nantucket Detail**

